


The Prewriting Worksheets Series

Right Diagonal Lines

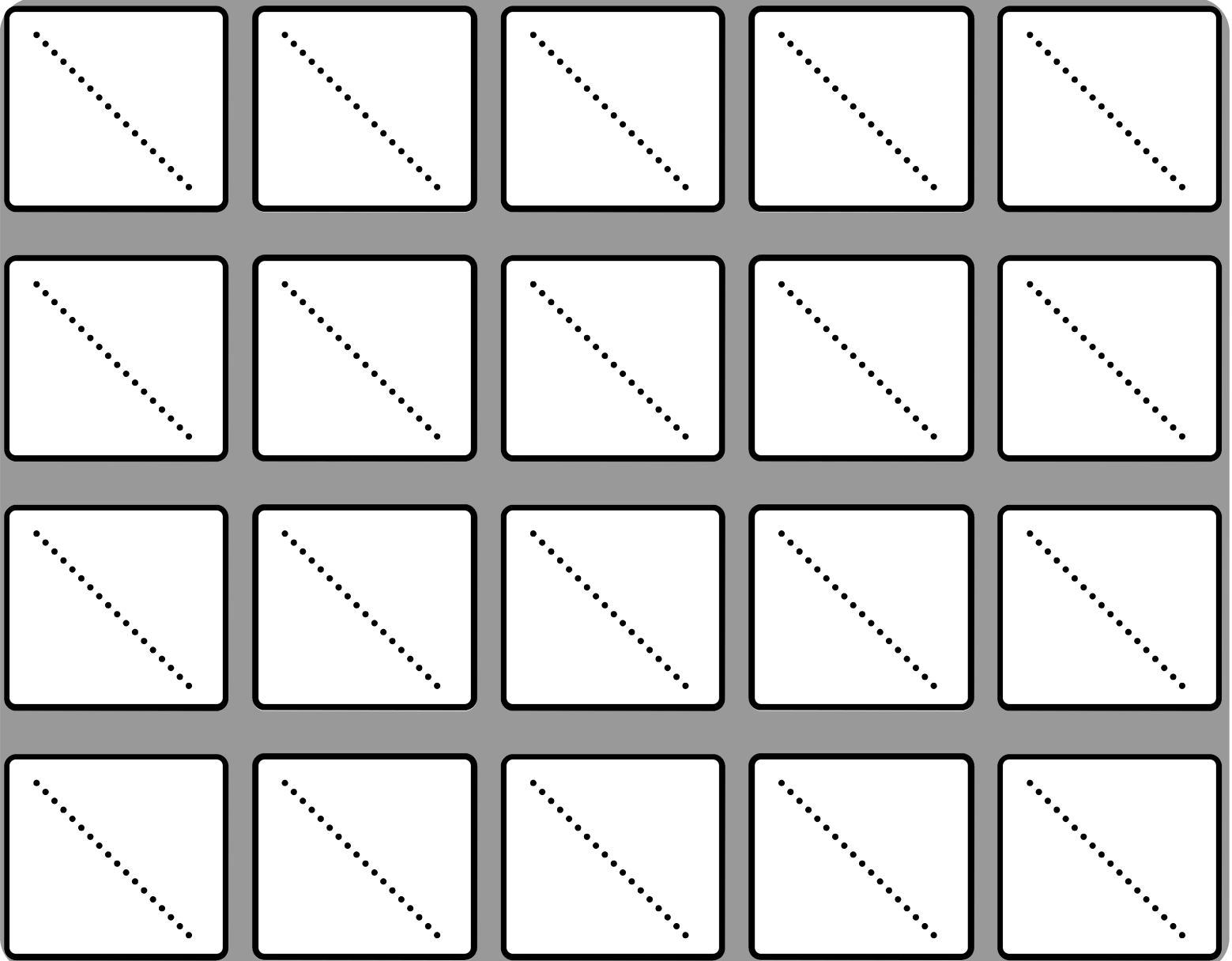


Let's learn how to trace a new line.


This is called a diagonal line.

It goes down to the right.


Trace the lines below. Start at the top of the line and go down to the right.





Nice work! Keep going!





Mrs. June is designing a new rug. Can you help her finish her design? Trace the lines below.



Oh, no! It's raining outside Mrs. June's rug shop! She may not have anyone come to her shop today! Can you help her see how much rain is coming down? Trace the lines below.



June's Designer Rugs



Fantastic! Now let's draw a line from the top dot down to its matching bottom dot!

A 7x5 grid of boxes for a dot-to-dot activity. Each box contains a top dot and a bottom dot. The top dots are in the top-left corner of each box, and the bottom dots are in the bottom-right corner of each box.