


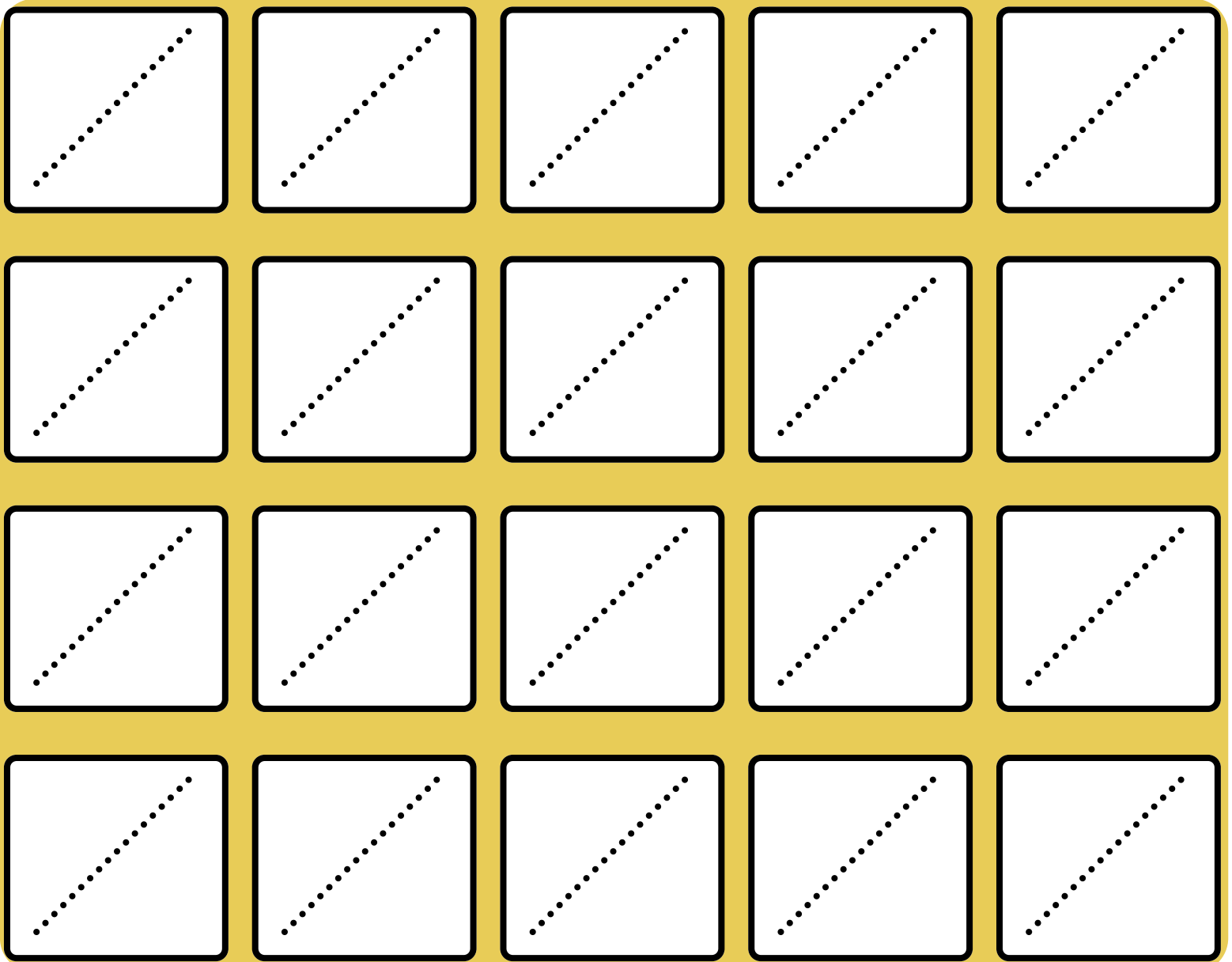
# The Prewriting Worksheets Series

## Left Diagonal Lines




This is also called a diagonal line.  
It does not go down to the right.  
This diagonal line goes down to the left.


Trace the lines below. Start at the top of the line and go down to the left.




Good job! Keep going!



The new zoo in town is making walking paths for visitors. Will you help them with their project?  
Trace the lines below.



Oh, no! The zebra escaped from the zoo! Will you help Mr. Rogers, the zookeeper, find him?  
Trace the lines below.



Fantastic! Now let's draw a line from the top dot down to its matching bottom dot!

A 7x5 grid of boxes for a dot-to-dot activity. Each box contains a top dot and a bottom dot. The top dots are positioned at the top-right corner of each box, and the bottom dots are positioned at the bottom-left corner of each box. The boxes are arranged in 7 rows and 5 columns.